

Product Specification

Name: ARTNET-SD Converter

Model: DMX400



Summarization:

DMX400 is a controller that can achieve ARTNET, SD two kinds of mode selection, multicolor, multistage dimming. And can output 2048 (512*4) data. It is widely used in led dot matrix and stage lighting control network required a lot of DMX512 data.

ARTNET mode is ETHERNET control system based on the ARTNET protocol. It can convert the network data package of ARTNET protocol in the network to standard DMX512 data, follow the standard ATRNET protocol, provide RJ45 network interface and standard DMX512 output interface.

SD card mode is read operation of .LED file based on EDITOR software to edit, and decode data to standard DMX512 data, to achieve lighting control.

Main Feature

1. It can convert the network data package of ARTNET protocol in the network to standard DMX512 data, have 4 standard DMX512 data output ports.
2. Read operation of SD card .LED file (can store 32 design files), convert to standard DMX512 data output, to achieve lighting control.

Technical Parameters

Working temperature: -20-60°C

Power supply voltage: DC12V

Input: ARTNET signal

Output: standard DMX512 signal, 4 channels

Static power consumption: <1W

Internal dimension: L154*W135*H50mm±0.5mm

Packing size: L205*W105*H75mm

Net weight: 545g

Gross weight: 845g

Button Instruction for Use

There are 8 buttons in the touch panel, and the function of each button is as below:



Black field handling key



ARTNET, SD switch key



Mode selection key, each time press, it will forward change a model state.



Mode selection key, each time press, it will reverse change a model state.



Speed increase key, 25 level adjustable, each time press, the speed level will increase one level, long press can fast adjust speed level.



Speed reduce key, 25 level adjustable, each time press, the speed level will reduce one level, long press can fast adjust speed level.



Brightness increase key, color brightness level is determined to the proportion of the value of RGB color settings, adjustable brightness level range is 10 levels, each time press, the brightness will increase one level, long press can fast adjust the brightness level.

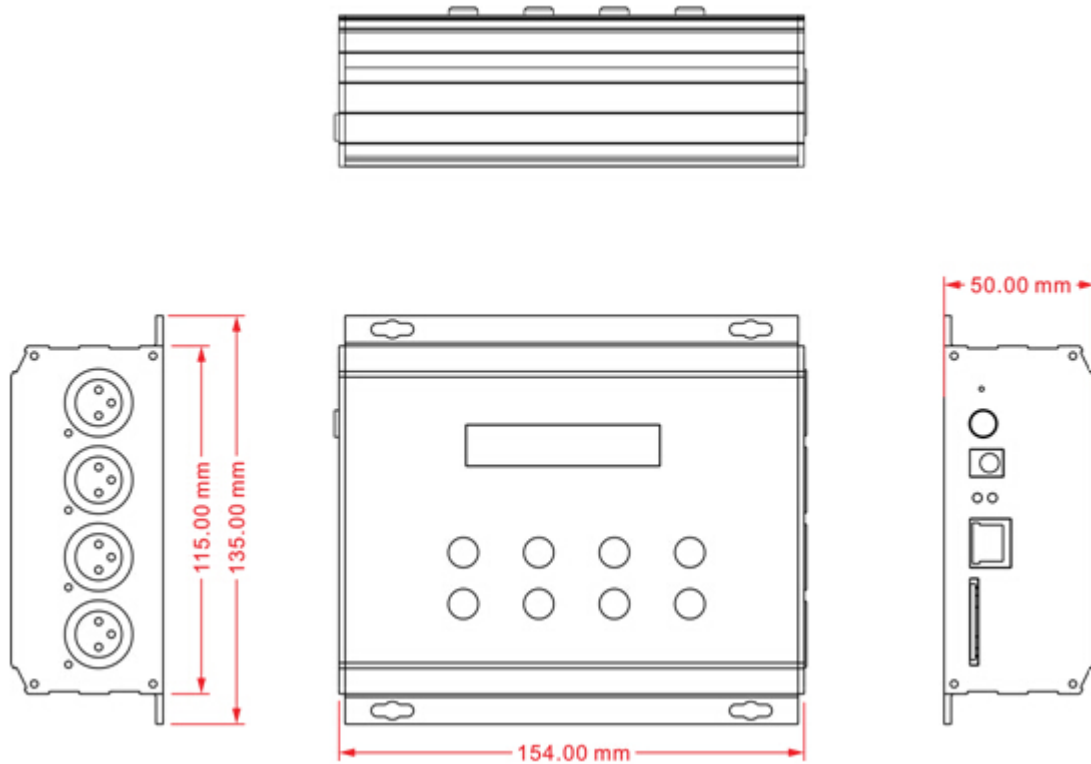


Brightness reduce key, color brightness level is determined to the proportion of the value of RGB color settings, adjustable brightness level range is 10 levels, each time press, the brightness will reduce one level, long press can fast adjust the brightness level.


Operation Instruction

1. Connected the circuit;
2. Open the Power, power-on default state is black state by default
3. SD card mode, select SD card mode, select file that need to run, and adjust gray scale and speed of current file
4. ARTNET mode: select ARTNET mode, open the PC software DMX-workshop, configure node information, select output port, select output mode, select ARTNET.

External dimension




Interface Instruction



Power Supply Input Interface

Input voltage DC12V, ARTNET signal input interface, SD card slot interface. As picture

1. Reset Button
2. Power supply switch
3. Power supply socket, Input voltage DC12V
4. Power indication light
5. Communication indication light, communication twinkle
6. ARTNET signal input interface
7. SD card slot

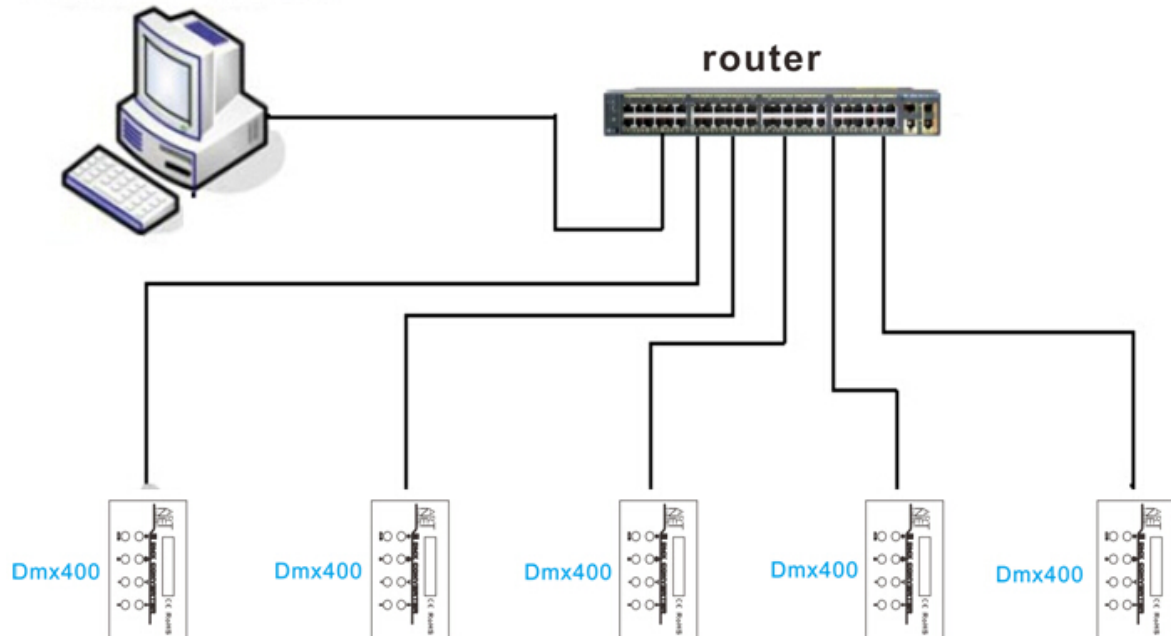


DMX512 output interface

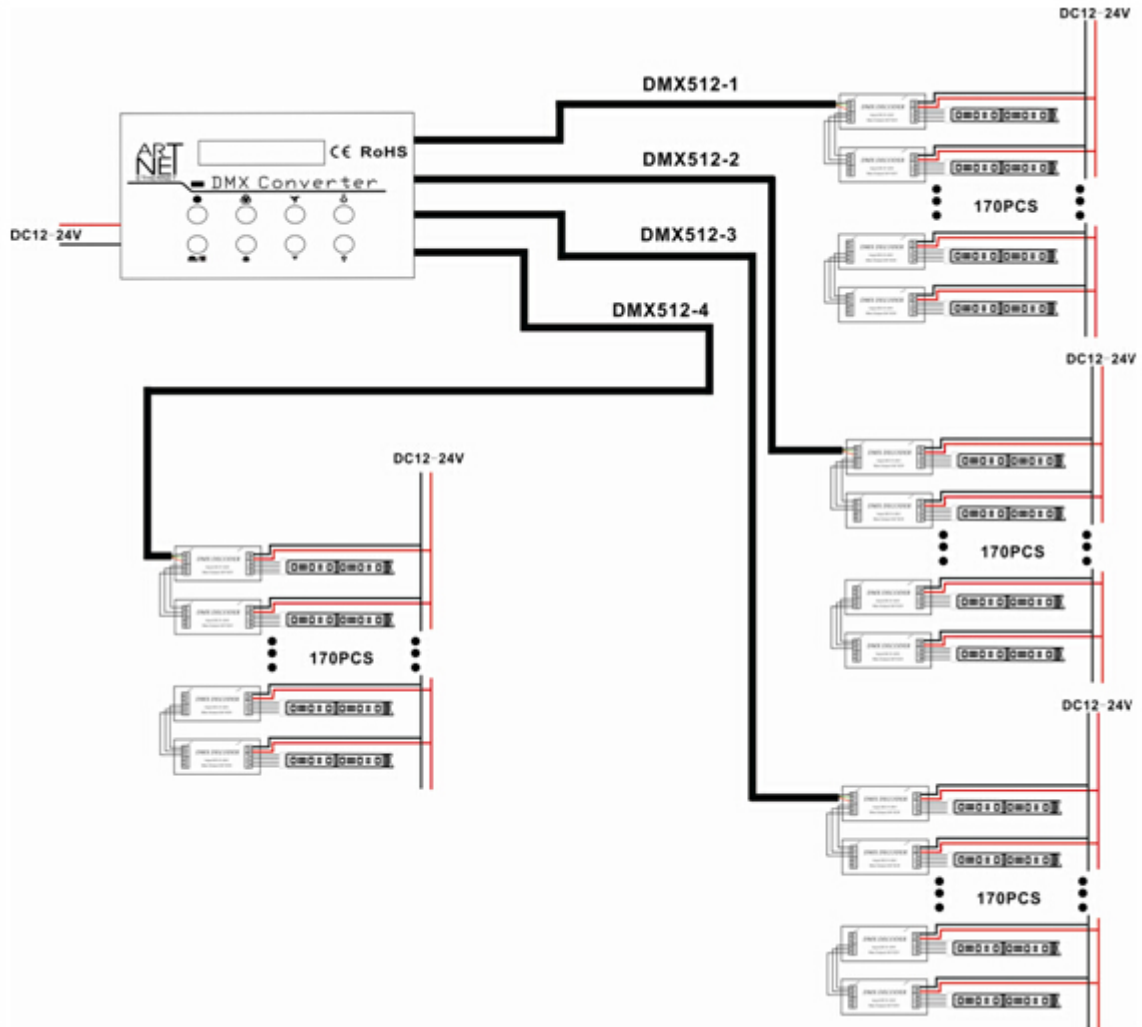
Typical Application

Connect with PC in the ARTNET mode

ARTNET Master



The connection way of controller and decoder



Remarks:

1. Connect the load wire at first, following by the power wire; **Please ensure short circuit can not occur between connecting wire before you turn on the power;**
2. The range of power supply voltage is DC12V, more than voltage range maybe burn out the controller;
3. When SD card insert and pull out, you need to do reset operation;
4. Each time ARTNET is power-off, need to configure the interface and node information firstly;
5. When you turn on the power, need to wait for initialization until appear black.
6. When SD card convert with ARTNET, need to wait for 3 seconds.